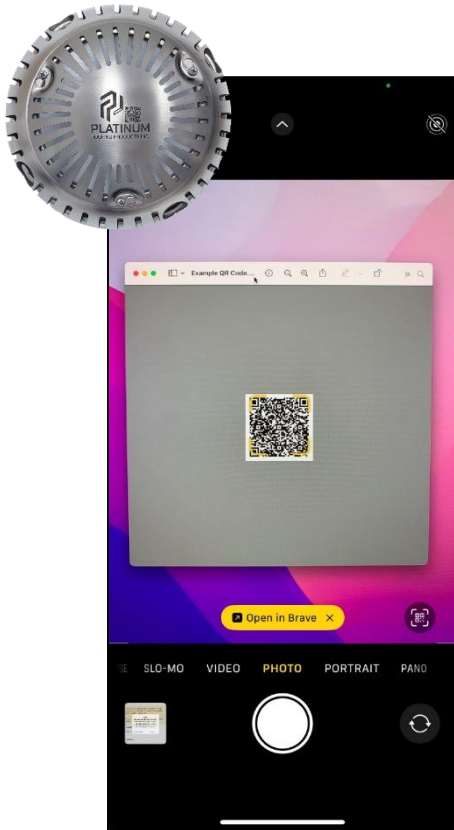


STEP BY STEP QR REGISTRATION GUIDELINE – ON SITE

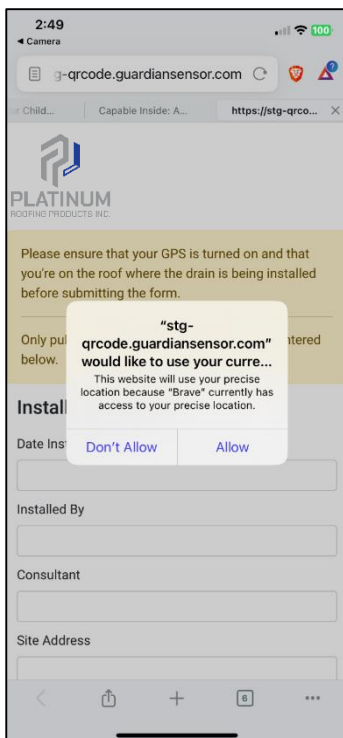


STEP 1: QR CODE SCANNING

- Launch your device’s camera app or QR code scanner app and begin by pointing your mobile phone’s camera at the drain QR code and tapping the yellow button that appears on the screen

On most Android phones, the button text will be the website URL that the user will go to. On iPhones, the button text will read “Open in [Default Web Browser Name]” (i.e. “Safari” or “Chrome” or “Brave” like seen in this instance)

- Once you tap on the button, the device will take you to the QR code website to either register a new drain or provide a new work entry for the drain if it was previously registered



STEP 2: LOCATION PERMISSION

- Your mobile device will notify you that your GPS location is needed to help identify the location of the drain
- It is essential to tap “Allow” in this case to ensure that the Latitude and Longitude of the location are recorded. This will prevent roofers from needing to re-register the same location on future visits

STEP BY STEP QR REGISTRATION GUIDELINE – ON SITE

Please ensure that your GPS is turned on and that you're on the roof where the drain is being installed before submitting the form.

Only public company information should be entered below.

Installation Details

Date Installed: yyyy-mm-dd
 Installed By: [Text Field]
 Consultant: [Text Field]
 Site Address: Geben Sie einen Standort ein.
 Site GPS Lat/Lng: 0 0
 Manufacturer: --Manufacturer--

Warranty Details

Warranty Type: --Warranty--
 Send Maintenance Reminder: No

Recipient's Email

Installer: [Text Field]
 Architect / Consultant: [Text Field]
 Manufacturer: [Text Field]
 Client: [Text Field]

Roof Details

Deck Type: [Type] [Size] [Fastening]
 Deck Overlay: [Type] [Size] [Fastening]
 Vapour Barrier: [Type] [Size] [Fastening]
 Base Insulation: [Type] [Size] [Fastening]
 Secondary Insulation: [Type] [Size] [Fastening]
 Cover Board: [Type] [Size] [Fastening]
 Membrane: [Type] [Sub-Type] [Fastening]
 Surfacing: [Type]
 Base Flashing: [Type] [Fastening]
 Cap Flashing: [Type] [Fastening]

Register

Fig. 1

Please ensure that your GPS is turned on and that you're on the roof where the drain is being installed before submitting the form.

Only public company information should be entered below.

Installation Details

Date Installed: 2024-04-23
 Installed By: Bridget Pease
 Consultant: Payton Fields
 Site Address: [Text Field]
 Site GPS Lat/Lng: 43.8160274 -79.6481102800001
 Manufacturer: Custom
 Platinum Roofing Products Ltd.

Warranty Details

Warranty Type: 5 Year
 Send Warranty Reminder: Yes
 Send Maintenance Reminder: Yes
 Reminder Frequency: Annually

Recipient's Email

Installer: [Text Field]
 Architect / Consultant: [Text Field]
 Manufacturer: [Text Field]
 Client: [Text Field]

Roof Details

Deck Type: Steel Deck
 Deck Overlay: Deck Deck
 Vapour Barrier: Built Vapour Barrier
 Base Insulation: Polyisocyanurate
 Secondary Insulation: Polyisocyanurate
 Cover Board: Fibreboard
 Membrane: Modified Bit
 Surfacing: Flee Green
 Base Flashing: Peel and Stick
 Cap Flashing: Torch Cap

Register

Fig. 2

STEP 3: DRAIN LOCATION REGISTRATION PROCESS

- After you grant access to GPS details on your device, you'll be able to complete the Installation Details form, as shown in FIG.1. A filled-out version of this form is provided in FIG.2 below
- You can enter the details as accurately as possible while at the job site. If needed, any missing information can be updated later in the administrative section of the website by authorized personnel
- Once you've completed the form, click "Register" to finish

STEP 4: WARRANTY & MAINTENANCE

When filling out the Warranty Details and Maintenance Reminder sections, if a warranty or reminder is required, additional links appear that allow the roofer to preview the communications that are sent out.

Warranty Reminder

Sample Address

This is a reminder that the 5 year roof warranty for this property will expire in 5 years on Apr 23, 2029.

[Click here](#) to see property details.

© 2024. Platinum All rights reserved.

No longer wish to receive these emails? [Unsubscribe](#)

Maintenance Reminder

Sample Address

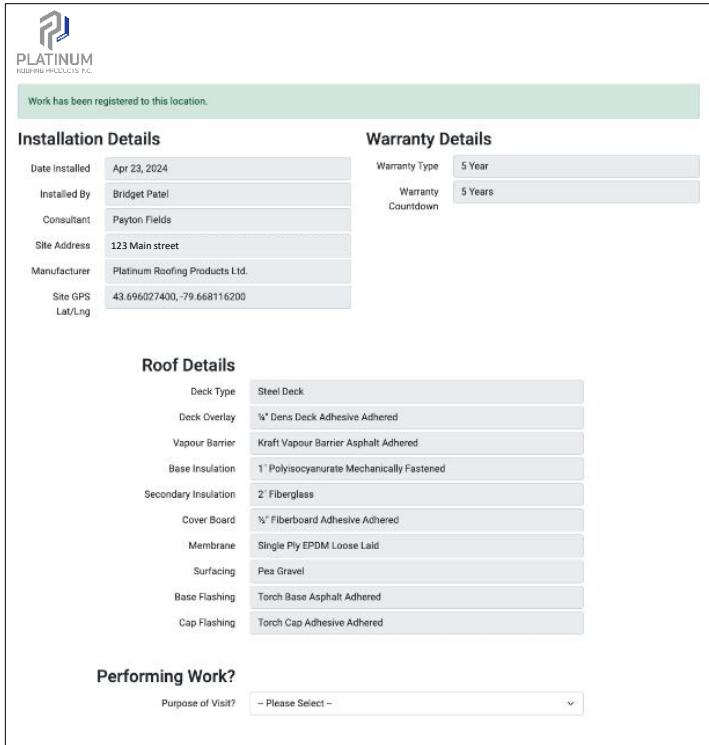
This is a reminder that the property is due for maintenance and will require attention soon.

[Click here](#) to see property details.

© 2024. Platinum All rights reserved.

No longer wish to receive these emails? [Unsubscribe](#)

STEP BY STEP QR REGISTRATION GUIDELINE – ON SITE



Work has been registered to this location.

Installation Details		Warranty Details	
Date Installed	Apr 23, 2024	Warranty Type	5 Year
Installed By	Bridget Patel	Warranty Countdown	5 Years
Consultant	Payton Fields		
Site Address	123 Main street		
Manufacturer	Platinum Roofing Products Ltd.		
Site GPS Lat/Lng	43.696027400, -79.668116200		

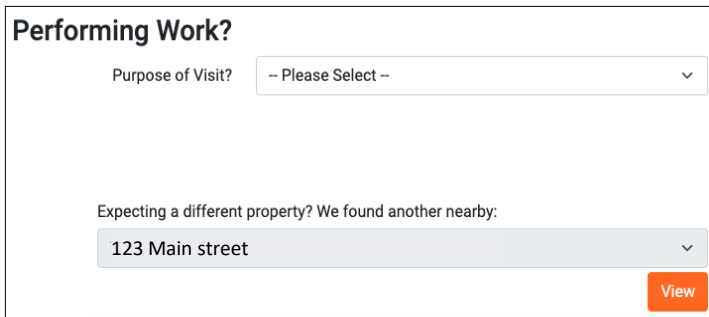
Roof Details	
Deck Type	Steel Deck
Deck Overlay	¼" Dens Deck Adhesive Adhered
Vapour Barrier	Kraft Vapour Barrier Asphalt Adhered
Base Insulation	1" Polysocyanurate Mechanically Fastened
Secondary Insulation	2" Fiberglass
Cover Board	¼" Fiberboard Adhesive Adhered
Membrane	Single Ply EPDM Loose Laid
Surfacing	Pea Gravel
Base Flashing	Torch Base Asphalt Adhered
Cap Flashing	Torch Cap Adhesive Adhered

Performing Work?

Purpose of Visit?

RETURN TO THE JOB SITE

When a roofer returns to a site and scans the QR code to access the website, the following screen is presented instead whenever a property is found within the geofenced area that they are located.



Performing Work?

Purpose of Visit?

Expecting a different property? We found another nearby:

CLOSE PROXIMITY

In some cases, if a property location is geographically close to another registered location on the website, the interface will include another control that resembles the following. This allows the roofer to choose the appropriate address of the property should the roofs be in close proximity.

There is no equal to **PLATINUM!**

*Please note that PLATINUM products may be periodically updated & are subject to change without prior notice.
For additional information, contact PLATINUM ROOFING PRODUCTS at 1-800-538-7767 or info@platinumroofingproducts.com*